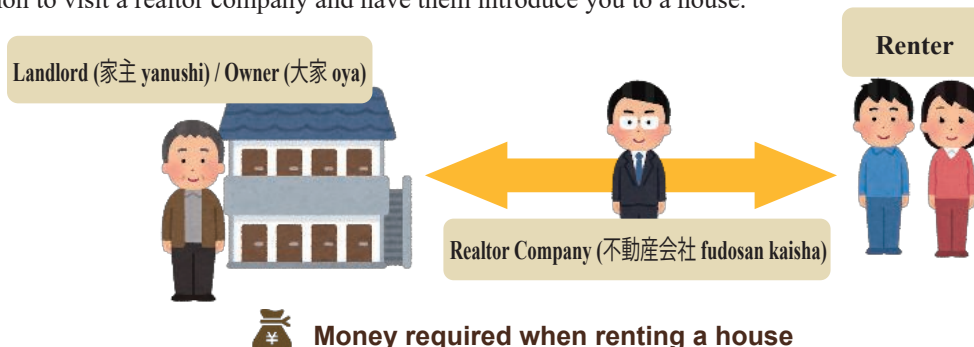


7 Everyday Life

7-1 When searching for a house

It is common to visit a realtor company and have them introduce you to a house.



Name	What kind	When
Rent (家賃 yachin)	Cost to borrow the house.	Every month
Management Costs (管理費 kanrihi) Common Services Costs (共益費 kyoeiki)	Electricity fee etc. costs for communal spaces.	Every month
Security Deposit (敷金 shikikin)	Money kept by the landlord. (2-3 month's rent)	When you first begin renting
Key Money (礼金 reikin)	Paid to the landlord. (1 month's rent)	
Agency Fee	Paid to the realtor company. (less than one month's rent)	
Damage Insurance Premium	Enter into insurance in case of a fire etc.	Every 1-2 years

For more information

The Ministry of Land, Infrastructure, Transport and Tourism Home Page
https://www.mlit.go.jp/jutakukentiku/house/jutakukentiku_house_tk3_000017.html



7-2 Public Housing

'Public Housing' is housing that is cheaper to live in compared to going through a private realtor. Those who meet the income conditions etc. can apply.

Municipal Housing

Fukushima City Construction & Housing Division Housing Management Section 024-525-3757 City Hall 6F

Fukushima City Home Page > Living & Processes > Housing > Municipal Housing & Special Municipal Housing

Prefectural Housing

NPO Corporation Re-use & Recycle Society Promotion Center 024-521-7991 Nakamachi 8-2, Prefectural Municipal Meeting Hall (Fukushima Prefecture Government Office Municipal Meeting Hall Management Center)
 Kenpoku Area Prefectural Housing Management Office Weekdays: 8:30 – 17:15
 NPO Corporation Re-use & Recycling Society Promotion Center Home Page
<https://npo-junkan.jp/house/>

7-3 Neighborhood Associations & Residents' Associations

A group where people living in the same area interact with each other, and carry out activities in order to improve the area.

Getting to know the local people will allow you to make personal connections for your safety and peace of mind, and to assist one another in the event of a disaster etc.






For more information

Fukushima City Home Page > Lifestyle & Procedures > Cooperative Town Planning > Neighborhood Associations



7-4 Utilities




Once you know the date you will move into your new house, you can apply to begin usage.

Type	Service Counter	How	Payment	Contact Information
Water	Water Rates	Phone / Over the Counter / Home Page	Every 2 months	 Oguraji, Aza-Akasaka 12  024-526-0735  https://www.city.fukushima.fukushima.jp/suidou/
	Customer Center			
Electricity	Private Company	Phone / Home page	Every month	Please enquire with the electricity company.
Gas	Fukushima Gas (City Gas)	Phone / Home Page	Every month	 024-534-2176  https://www.f-gas.co.jp/
	Private Company (propane gas)	Workers from the gas company will visit when you begin or end your usage.		

The tap water in Fukushima City is safe to drink



If there is a water leak or water is overflowing, please contact the Water Supply Office.

 Weekdays: 8:30 – 17:15  **024-535-1125** 

 Night-time & Holidays:  **024-526-0736**

7-5 Postal Services

Post offices and post boxes can be found using the 〒 mark.

For more information ...

Japan Post Home Page  <https://www.japanpost.jp/>  

Foreign Exchange Student Benri Page (Practical Guide for International Students)  https://www.post.japanpost.jp/int/ems/ryugaku/intl_student/    



If you pay extra you can send things by 'registered post' (書留/かきとめ kakitome).

'Registered Post': post service that is tracked and insured from sending to arrival.

Absence Contact Slip (不在票 fuzaihyo)

If parcels or registered post arrives while you are not at home, an 'absence contact slip' will be left in your post box. Please claim your post items via either of the following methods.

① Apply for re-delivery via the phone number, home page or app etc. written on the absence contact slip.

② Go to pick up your item at the post office written on the absence contact slip.

* Take the absence contact slip and a form of personal identification with you.

7-6 Rubbish

Rubbish is to be put out to a marked pick-up point on the pre-determined day.

Days for putting out trash differ depending on where you live.



 Burnable trash	 Non-burnable trash	 Recyclable Waste				
		Plastic  	Cans  	Glass Bottles 	PET bottles 	Paper/Cardboard  
Separate rubbish by type and put it into a clear plastic bag. Tie the bag closed to prevent the contents from spilling out.						Separate by type and tie together with string.


Oversize Rubbish: 60-200cm, 10-100kg

① Make a booking


•Phone:  **024-539-9653** (Weekdays: 8:30 – 17:00)

•Online... Fill in the form → answer a phone call from a representative

 [Fukushima City Home Page > Living, Procedures > Refuse, Recycling > Home how to separate and take out refuse > Large sized garbage \(application system\)](#)



② On the scheduled day, attach a piece of paper with 「ㇿ」written on it to the items and put them out in the pick-up point.


 There are some types of electronics etc. that you will be required to pay a legally determined fee to throw away.

Clean Centers

Process rubbish from within the city. You can also bring household rubbish to the center to be processed.

Abukuma Clean Center

 Watari, Aza-Umenokihata 1-1

 Weekdays: 8:45 – 11:30 • 13:00 – 16:30

Arakawa Clean Center

 Niida, Aza-Kitahara 1-1



'Three R's' (さんあ〜る sanna~ru)...an app that provides information on how to throw away rubbish as well as notifying you on rubbish days. Set up your area to begin.



Eng

簡

한

7-7 Banking

① Opening a bank account

When opening a new account, bring a form of personal identification and your inkan seal (there are also some banks that will allow you to open an account with only your signature) to the bank teller.

② Closing an account

When you are returning home etc. leaving Japan and wish to complete the procedures to close your bank account, take your bank book, cash card, personal identification, and inkan seal (if required) to the bank teller.



There are ATMs where you can make withdrawals from an overseas account (at convenience stores etc.).

7-8 Transport

Catching the bus



NORUCA...A transport card that can be used on Fukushima Kotsu buses and Iizaka Trains.



Purchase at the Fukushima Station East Exit Bus Information Office

⚠ Cash payments can be made in change only (you can exchange 1,000 yen notes)



Taking the train



JR Tohoku Main Line	Ticket or IC transport card (SUICA)
Abukuma Express	Ticket
Fukushima Kotsu Iizaka Train	Ticket, NORUCA

<https://www.jreast.co.jp/>

Eng 繁 簡 韩

<http://www.abukyu.co.jp/>

<https://ii-den.jp/>

Drivers' License

You can change over your license from a foreign license to a Japanese license.

Fukushima Driver and Vehicle Licensing Center Machiniwasaka-aza Ohara 1-1

591-4381



Vehicles

You must complete the crime-prevention registration at the vehicle wholesaler or at the police station.



8 Working

Please confirm that you have a status of residence that allows you to work in Japan, and that the contents of this work meets the conditions of your status of residence.

When looking for work...

Hello Work Fukushima

Kitsunozuka 17-40

024-534-4121

Weekdays: 8:30 – 17:15

Hello Work Online Service

<https://www.hellowork.mhlw.go.jp/>



In addition you can also search via apps, web sites, and pamphlets.